



**CRE-02-30K-BR**  
**CRE-02-40K-BR**  
**CRE-02-50K-BR**

**CRE-02-30K-SIL**  
**CRE-02-40K-SIL**  
**CRE-02-50K-SIL**

## CREST BY WESTGATE LED WALL SCONCES

Ideal for general site lighting, residential houses, doorway.

### ELECTRICAL SPECIFICATIONS:

- Voltage: 100~277ACV
- Wattage: 10W(2.5W X 4)
- Power Factor: 0.95
- Efficacy: 90LM/W

### HOUSING SPECIFICATIONS:

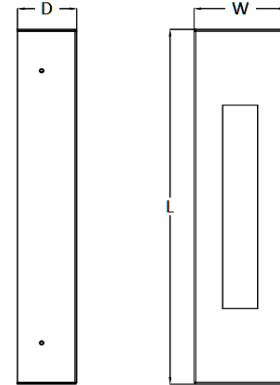
- Patent-Pending design with separate light engine (base) and interchangeable designer trims expand the series to multiple color temperatures and models.
- Series can be stocked as separate engines and trims to offer a versatile collection at the store level
- Die-cast Aluminum weatherproof housing, steel backplate, Aluminum Trim (Dark Bronze or Silver)
- Operating temperature: -40°F to 104°F
- Lifespan: 50,000 hr.
- IP Rating: IP65, Suitable for wet locations

### CERTIFICATIONS:



### DIMENSIONS:

20"(L) x 5"(W) x 3.3"(D)



MODEL	WATTS	VOLTAGE	LUMENS	COLOR TEMP
CRE-02-30K-BR	10W(2.5W X 4)	100~277ACV	900LM	3000K
CRE-02-40K-BR	10W(2.5W X 4)	100~277ACV	900LM	4000K
CRE-02-50K-BR	10W(2.5W X 4)	100~277ACV	900LM	5000k
CRE-02-30K-SIL	10W(2.5W X 4)	100~277ACV	900LM	3000K
CRE-02-40K-SIL	10W(2.5W X 4)	100~277ACV	900LM	4000K
CRE-02-50K-SIL	10W(2.5W X 4)	100~277ACV	900LM	5000k

### LIGHTING SPECIFICATIONS:

- LED: Philips Lumileds LEDs
- Total lumens: 900LM
- Color temperature: 3000K/4000k/5000k
- Color rendering index: >70

### WARRANTY: 7 years

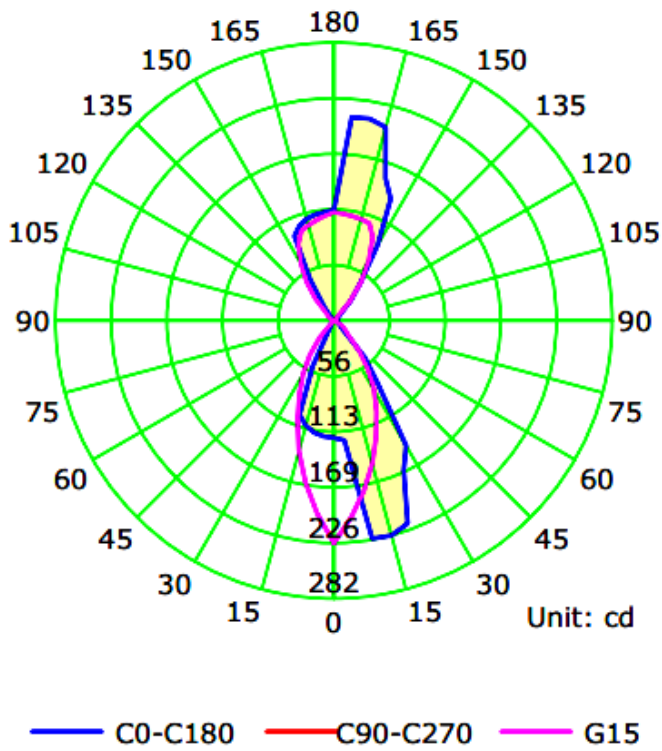


**CRE-02-30K-BR**      **CRE-02-30K-SIL**  
**CRE-02-40K-BR**      **CRE-02-40K-SIL**  
**CRE-02-50K-BR**      **CRE-02-50K-SIL**

## CREST BY WESTGATE LED WALL SCONCES

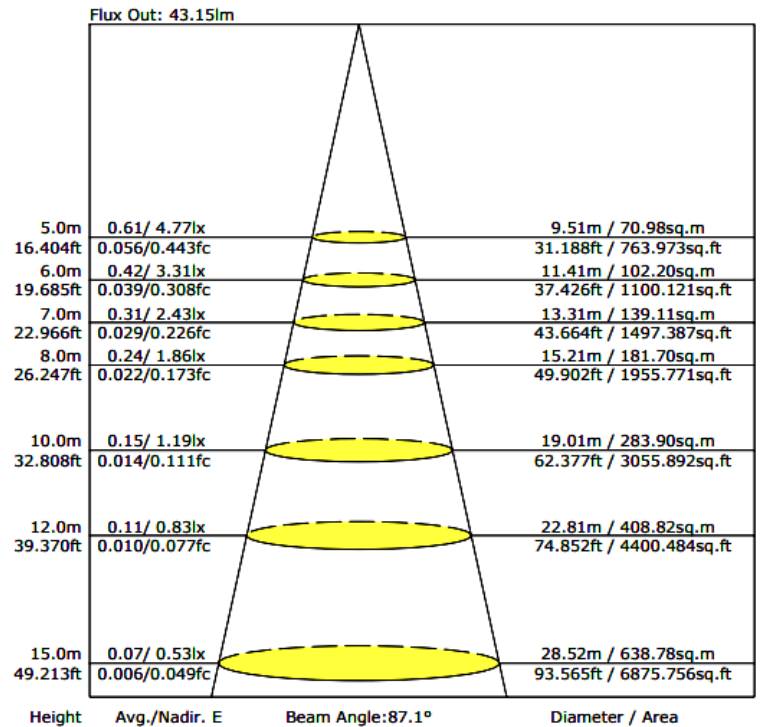
### PHOTOMETRICS CHART :

#### Luminous Intensity Distribution Curve



MODEL	WATTS	VOLTAGE	LUMENS	COLOR TEMP
CRE-02-30K-BR	10W(2.5W X 4)	100~277ACV	900LM	3000K
CRE-02-40K-BR	10W(2.5W X 4)	100~277ACV	900LM	4000K
CRE-02-50K-BR	10W(2.5W X 4)	100~277ACV	900LM	5000k
CRE-02-30K-SIL	10W(2.5W X 4)	100~277ACV	900LM	3000K
CRE-02-40K-SIL	10W(2.5W X 4)	100~277ACV	900LM	4000K
CRE-02-50K-SIL	10W(2.5W X 4)	100~277ACV	900LM	5000k

#### The Average Illuminance Effective Figure



## CREST BY WESTGATE LED WALL SCONCES

### OPTIONAL TRIMS:

**02 APERTURE**



BRONZE

SILVER

**03 GRASP**



BRONZE

SILVER

**01 LUNETTE**



BRONZE

SILVER

**04 CURVE**



BRONZE

SILVER

**05 PEN**



BRONZE

SILVER

**06 STILL**



BRONZE

SILVER

**07 PASSAGE**



BRONZE

SILVER

**Sample Ordering:** CRE-03-30K-BR

Cat. No.      Trim      Color Temp.      Finish     

CATAOLO NO.	TRIM		COLOR TEMPERATURE		FINISH	
	CODE	DESCRIPTION	CODE	DESCRIPTION	CODE	DESCRIPTION
<b>CRE</b>	01	Lunette	30K	3000K	BR	Bronze
	02	Aperture	40K	4000K	SIL	Silver
	03	Grasp	50K	5000K		
	04	Curve				
	05	Pen				
	06	Still				
	07	Passage				
	08	Crush				

